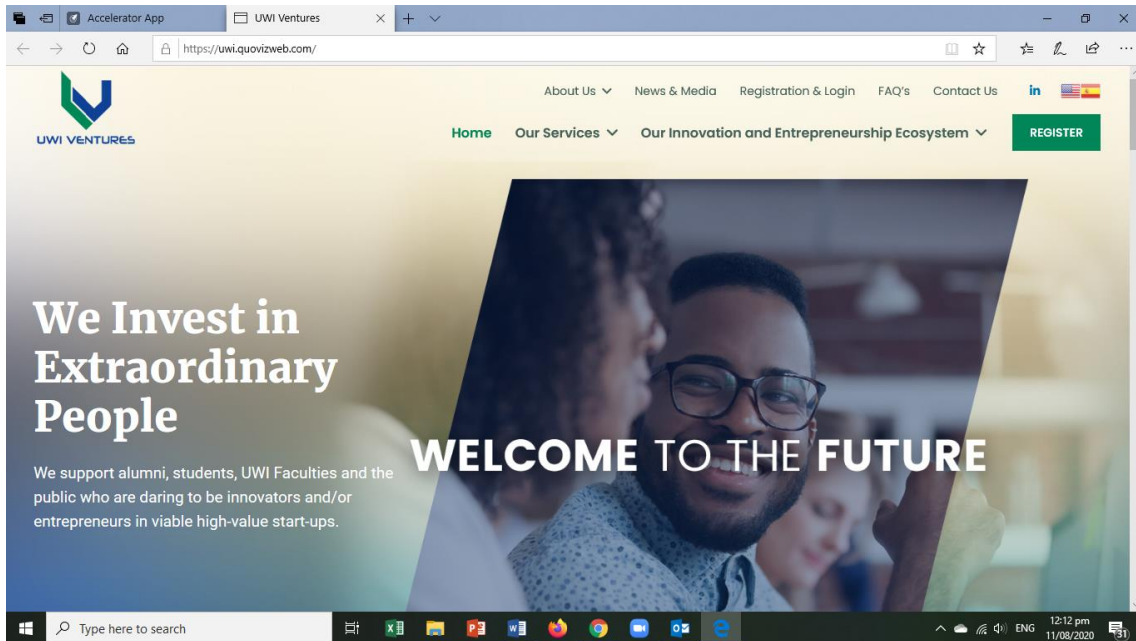


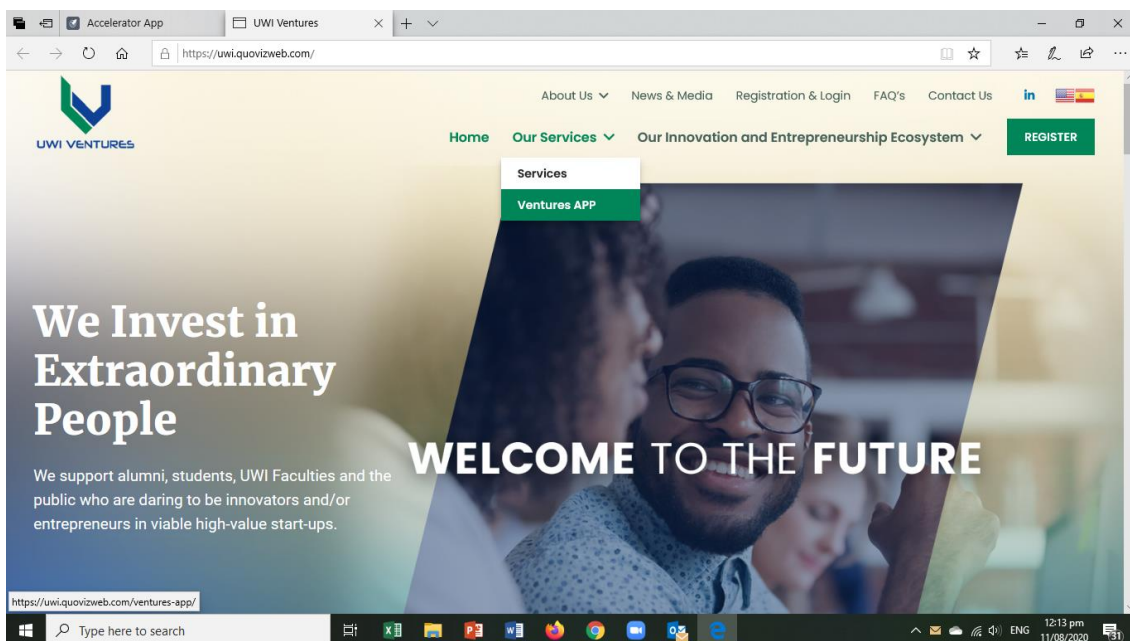
## UWI VENTURES CLIENTS – USER GUIDE

In order to access our support network and develop a new business enterprise, just follow the steps shown below:

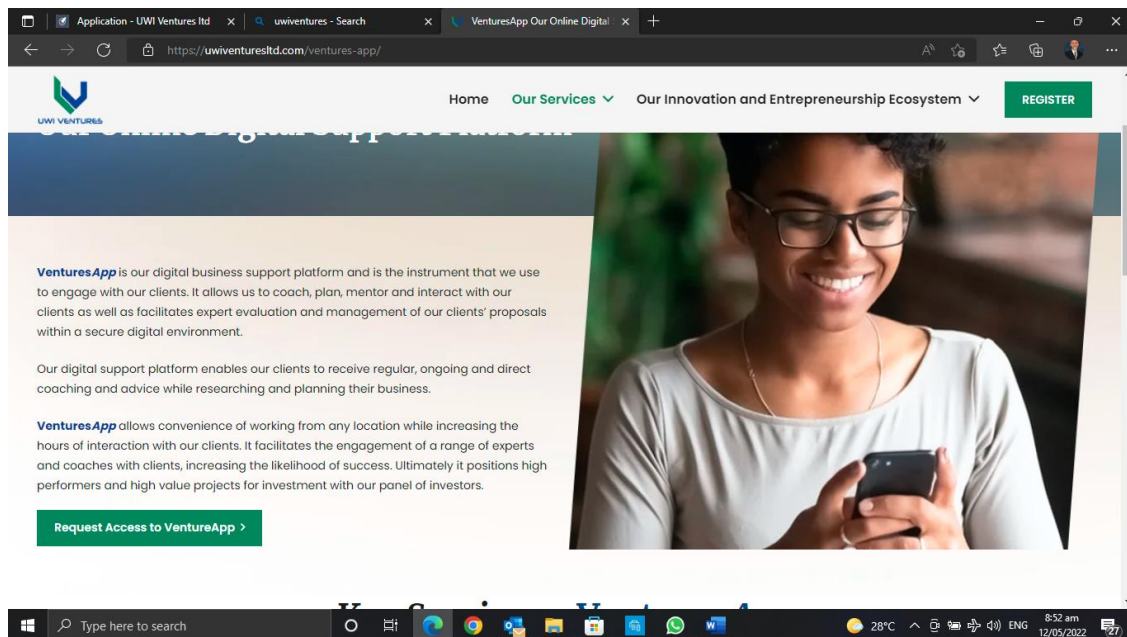
1. Go to [connect.uwiventuresltd.com](https://connect.uwiventuresltd.com) and take some time to browse our site and check out who we are and what we're about.



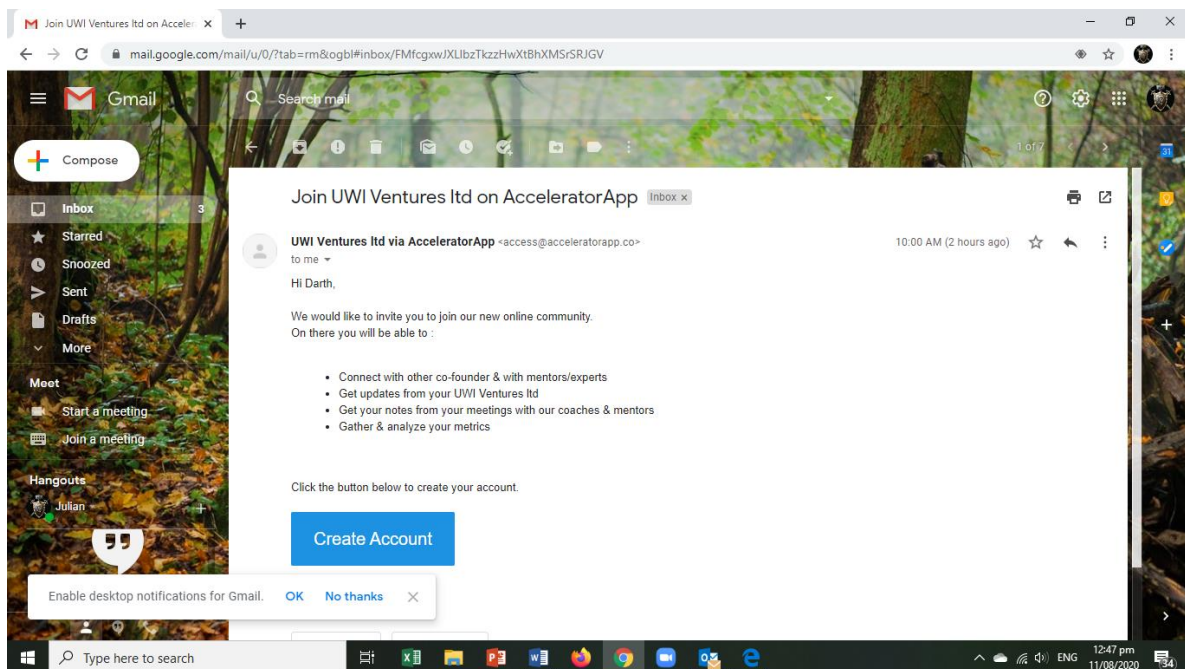
2. Click in '**Our Services**' then go to '**Ventures APP**' as indicated below.



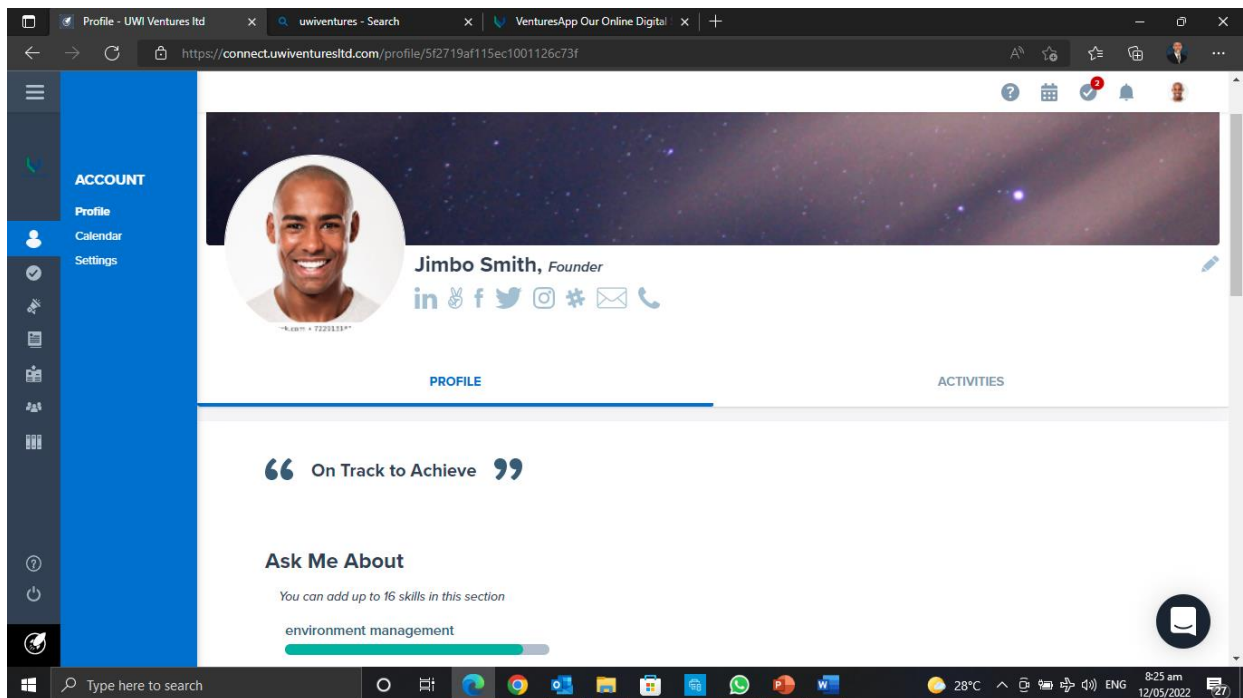
3. Once you are on the Ventures App page, scroll down to the '**Request Access to Ventures App**' form as shown below (Green Tab, bottom left of the screen shot).



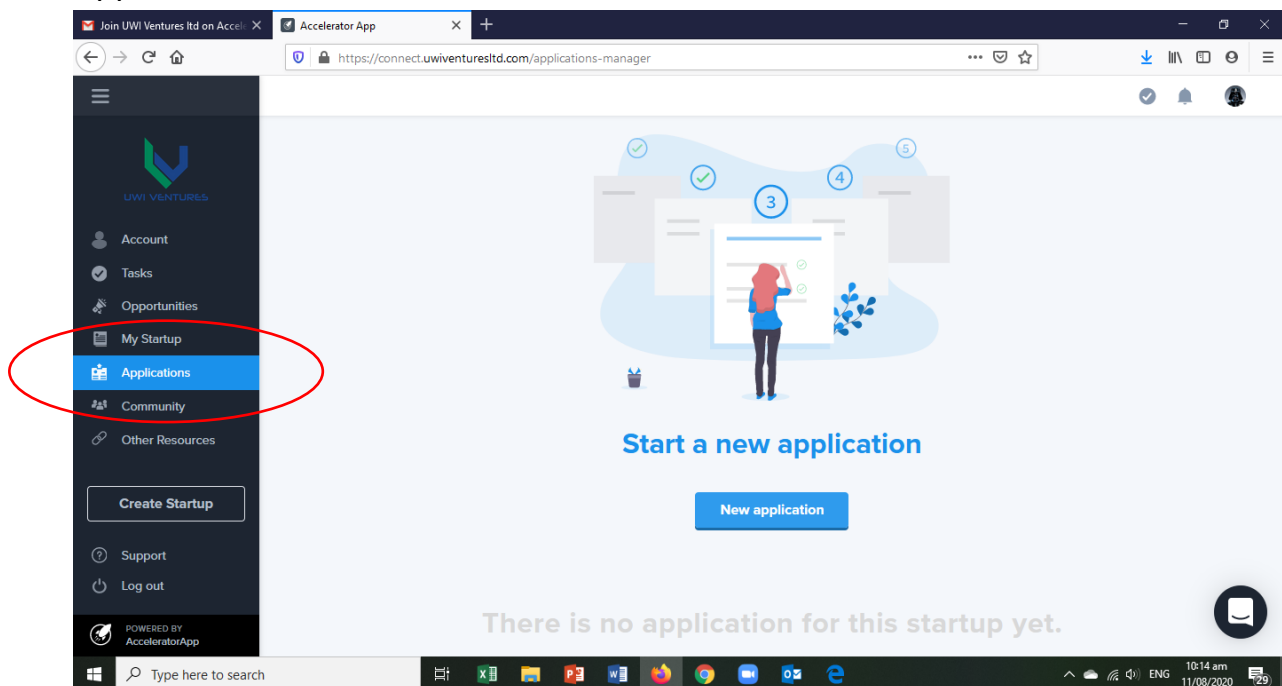
4. Once you complete the form and click 'submit', we will send you an **email link** to the incubator platform as shown below. When you receive this email, click on the '**Create Account**' tab within the email as shown below.



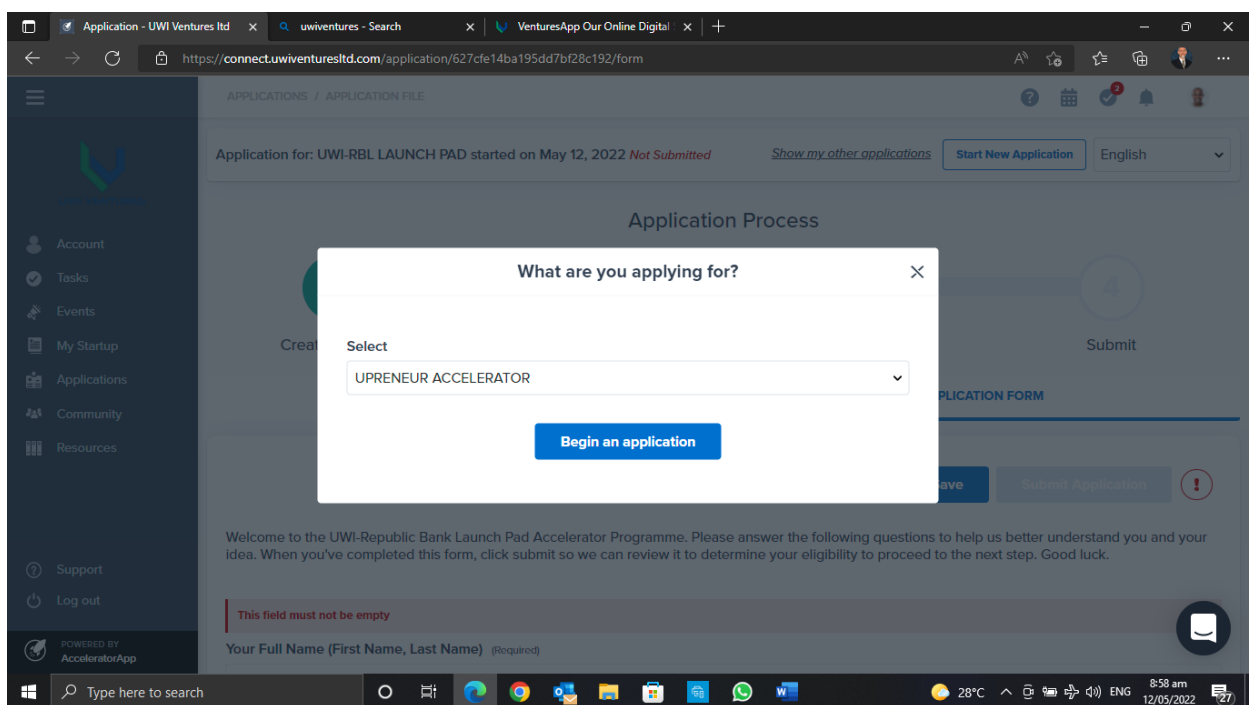
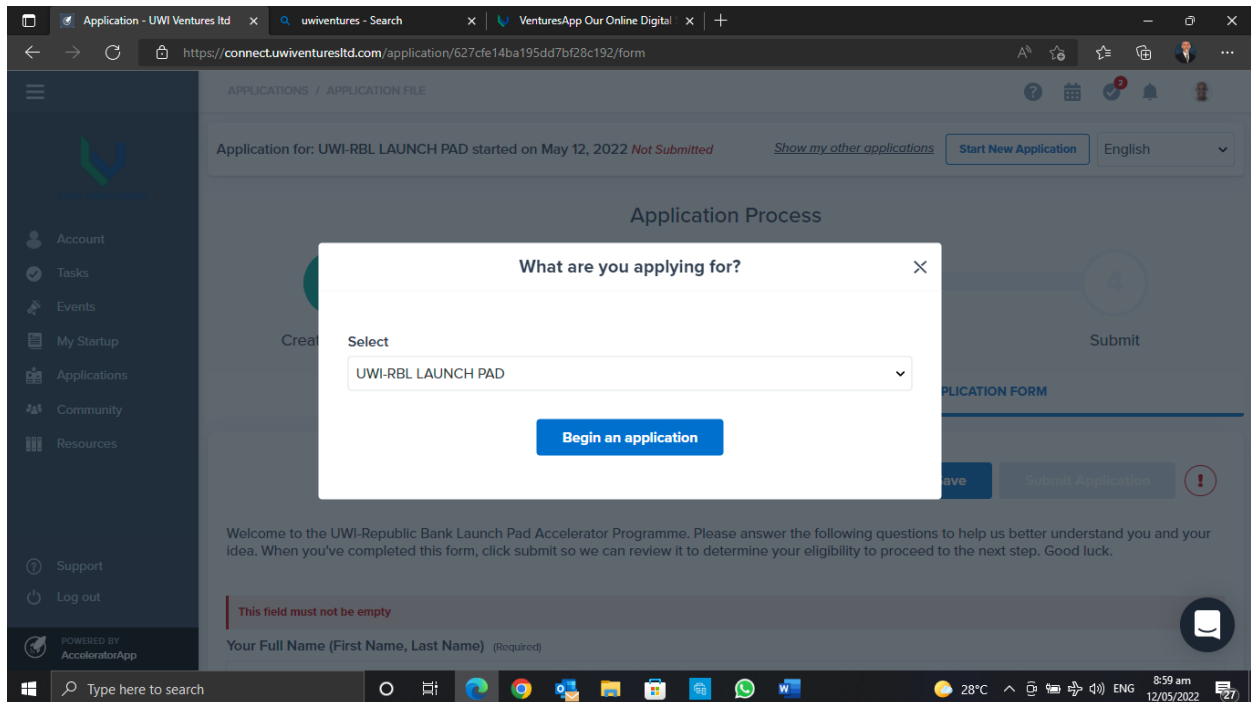
5. Once you enter the system, you will be invited to create your account profile. In this section, you can edit your name, your profile picture, age, address, competencies, etc. You should try to complete as much of that section as possible as this will help your evaluators to coach you.



6. After completing your profile information, go to the menu bar on the left and click on '**Applications**' Icon. A 'Start a new application' page will open up. Click 'New Application' as shown below.



7. You'll be asked to select the programme that you're applying for. Select the Programme that you wish to enter as we usually have more than one programme running at the same time. (See screenshots below).



8. Next, you'll be asked to give a name for your business. You can add your business name or just use your user name if you don't yet have a business name yet.

The screenshot shows the Accelerator App interface. A modal dialog titled "Choose a new name" is open, with a text input field containing "Darth Vader". Below the input field are "Cancel" and "Save" buttons. The background shows the user's profile as "Repulsor Ray" and an application for "I'm An Entrepreneur / Inventor". The application status is "Unsubmitted". The "Application Process" section shows a progress bar with four steps: 1. Create Account, 2. Validate Email, 3. Fill Form (current step), and 4. Submit. The "APPLICATION FORM" section is visible below the progress bar.

9. Once you click save above, you'll be taken to the start of the actual Application Process (See screen shot below). In this process must scroll-down in order to complete each of forms and assignments. When filling out each Form, make sure you complete all required fields. As you complete one Form, access to the subsequent Form depends on the information you provided in the previous Form (which is evaluated at each stage by the Programme Evaluators).

The screenshot shows the Accelerator App interface after clicking "Save". The user's profile is now "Darth Vader". The application status is "Unsubmitted". The "Application Process" section shows a progress bar with four steps: 1. Create Account, 2. Validate Email, 3. Fill Form (current step), and 4. Submit. The "APPLICATION FORM" section is visible below the progress bar. The "ACTIVITIES" section is also visible, showing a list of activities. The "APPLICATION FORM" section contains a welcome message and a list of questions to answer.

**NOTE:** Some Forms require you to upload assignments that you have to complete. On these assignments, you must use the Templates which are provided in your **Resources Tab**.

APPLICATIONS / APPLICATION FILE

Create Account Validate Email **Fill Form** Submit

ACTIVITIES APPLICATION FORM

All Changes Saved **Save** Submit Application

Welcome to the UWI-Republic Bank Launch Pad Accelerator Programme. Please answer the following questions to help us better understand you and your idea. When you've completed this form, click submit so we can review it to determine your eligibility to proceed to the next step. Good luck.

**This field must not be empty**

Your Full Name (First Name, Last Name) (Required)

Please select a date – it's required

Your Date of Birth (Required)

-- / -- / --

**10.**When you are finished with each Form, click 'Save' and then click 'Submit Application'. You can also save your application and complete it later if needed.

Accelerator App

https://connect.uwiventuresltd.com/application/5f32a95d9e0550001196c2f8/form

3rd round of selection >

4th round of selection >

5th round of selection >

6th round of selection >

7th round of selection >

8th round of selection >

DOCUMENTS  
max file size 15MB

Create Startup

1 question(s) left to answer or modify  
List of errors and/or missing fields

Create Account Validate Email **Fill Form** Submit

ACTIVITIES APPLICATION FORM

All Changes Saved **Save** Submit Application

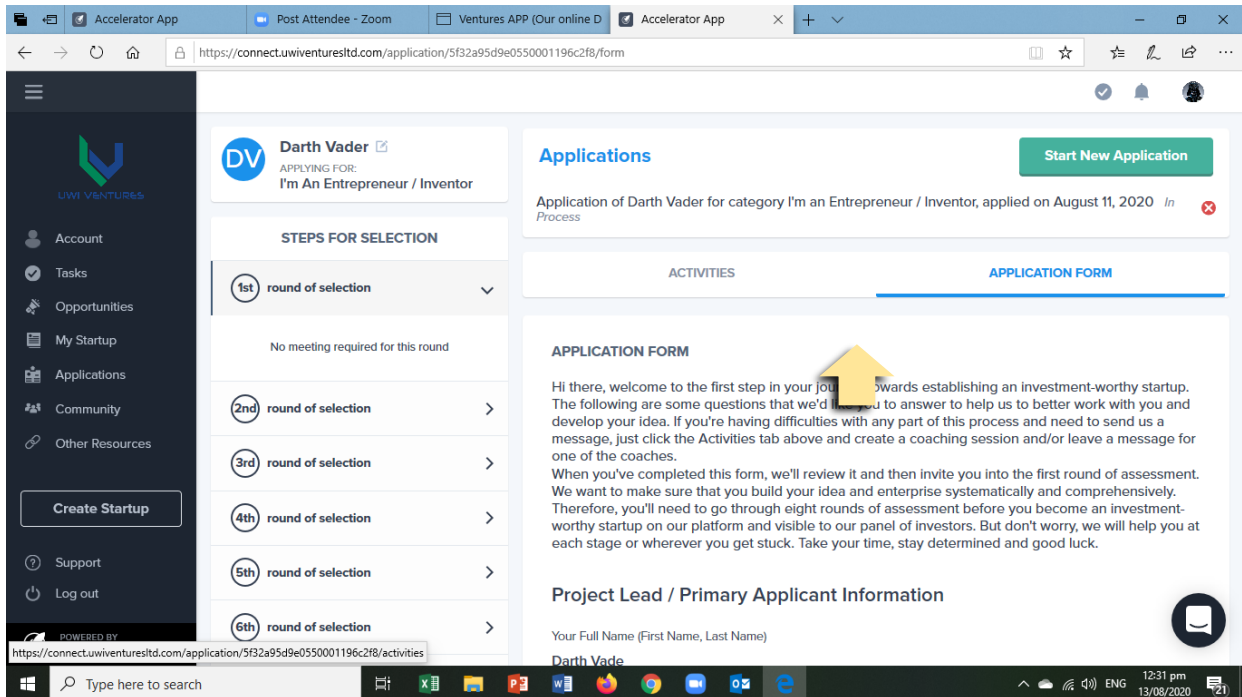
Hi there, welcome to the first step in your journey towards establishing an investment-worthy startup. The following are some questions that we'd like you to answer to help us to better work with you and develop your idea. If you're having difficulties with any part of this process and need to send us a message, just click the Activities tab above and create a coaching session and/or leave a message for one of the coaches. When you've completed this form, we'll review it and then invite you into the first round of assessment. We want to make sure that you build your idea and enterprise systematically and comprehensively. Therefore, you'll need to go through eight rounds of assessment before you become an investment-worthy startup on our platform and visible to our panel of investors. But don't worry, we will help you at each stage or wherever you get stuck. Take your time, stay determined and good luck.

Project Lead / Primary Applicant Information

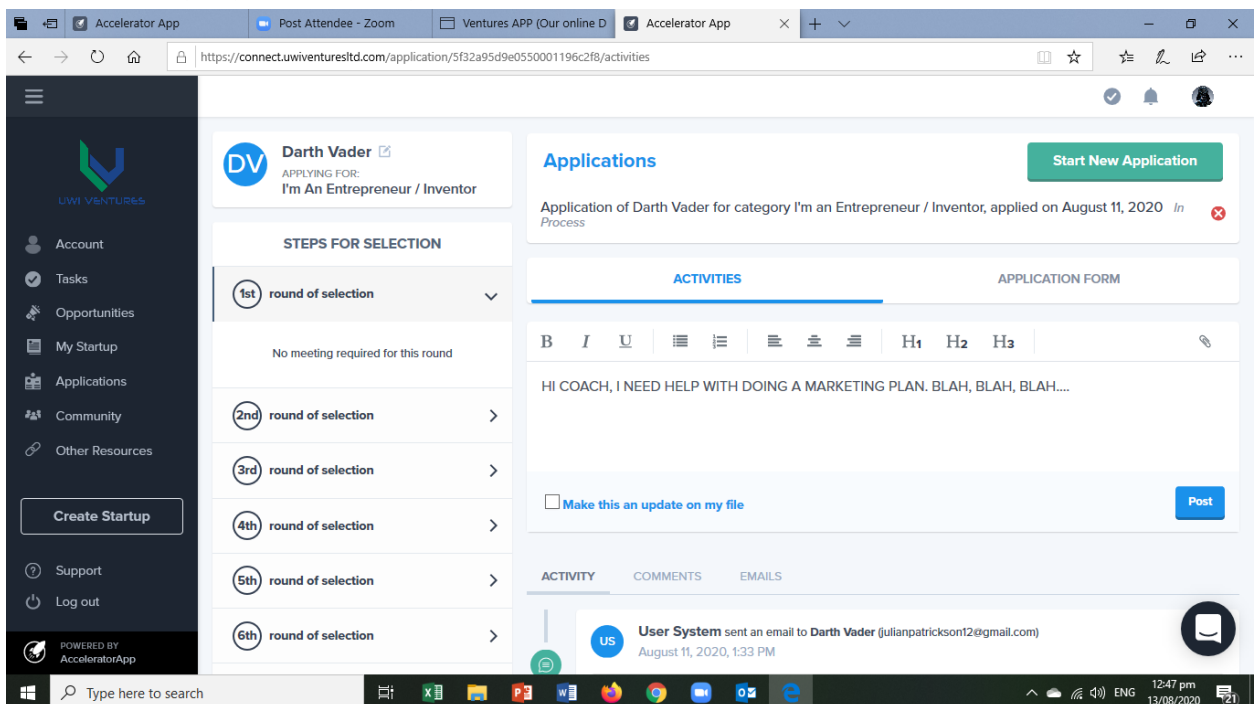
Your Full Name (First Name, Last Name) (Required)

Darth Vade

**11. Getting Coaching** – Our system makes it easy for you to get business coaching. If you need coaching simply scroll up and click the 'Activities' tab as shown in the screenshots below.



Once you click that tab, you type / ask questions (SEE BELOW) and get answers from a coach who is also logged in and keeping an eye on you. Remember to click POST after you type your message.



Good Luck!